




# **UIC School of Architecture**

## **Undergraduate Student Handbook**

**Updated Fall 2016**

<b>School and Studio Culture</b>	<b>1</b>
<b>Student Survival Section</b>	<b>3</b>
<b>Academic Policies &amp; Procedures</b>	<b>13</b>
<b>Finance Matters</b>	<b>23</b>
<b>SoA Facilities</b>	<b>29</b>
SoA Floor Maps	<b>30–35</b>
<b>UIC Resources</b>	<b>43</b>
UIC East Campus Map	<b>48–49</b>
<b>In the City</b>	<b>51</b>
Architectural Resources	<b>58–59</b>
<b>Curriculum Worksheets</b>	<b>61</b>

This student handbook is provided as a quick reference for students in the UIC School of Architecture. Students are reminded that university policies are also published in other locations (e.g., through the UIC Undergraduate Catalog and University Timetable). All information in this handbook is consistent with other university publications as of January 1, 2016; in the future, if conflicts arise, the information printed in these other UIC publications prevails.



## School and Studio Culture

Revolving around an intensive design and studio culture, the School of Architecture is energized by an environment that enjoys animated polemics and debate characterized by extreme rigor, frequent irreverence, contagious curiosity, and calculated optimism. All spaces within the A+D Studios, designed by Walter Netsch in 1967, operate in support of the School's mission to serve as a platform for discussion and debate.

The School understands the design studio as the central site for curricular synthesis and one of the most valuable contributions to educational models in general, providing the best context from which students can learn from a diversity of colleagues. The School relies on its studio environment to instigate a culture of curiosity, rigor, enthusiasm, and ambition. It insists on a secure and respectful space that can sponsor risk-taking, good-humored competition, and intensive collaboration. Studios are supported by a general conversation in the School on the state and stakes of the contemporary discipline of architecture and urbanism.

We are here to support you in your studios and to help you get the most out of the program. However, as students, it is your responsibility to understand the policies and requirements that govern your time here. It is also your part to communicate to us any difficulties you are having when they arise, rather than at the end of a semester or after a deadline. By being proactive about your academic planning, you can ensure a smooth progression through the program and focus on establishing yourselves as architects and emerging professionals in the field.

We hope that this packet and its resources will help you to be successful here at UIC and, as a school focused on assessing past scenarios and diagrams of the city to project alternative futures, participate in the life of the city.



## Studio Living

Most of the student activity at the school occurs in the studios, so it is imperative that all students maintain an appropriate working environment. Students are expected to respect other students' need to work at all times, and to try to avoid disruptive behaviors such as listening to music without headphones or using excessively loud construction practices. Students should be sure to always communicate with each other in a respectful manner.

It is important that each student clean up after themselves with regard to disposing of food and beverages, as well as materials used to create models, drawings, and other studio projects. Your assigned desk space in studio is your responsibility. Please avoid working in a manner that would damage your desk or studio space. Do not cut or use glue directly on tabletops. Spray mounting or spray painting should only take place in the Project Lab (1400).

Students are welcome to bring food and beverages into the studio as long as they are in a sealed container (food left out attracts insects and rodents). Students are not permitted to bring alcohol into the A+D Studios. There is a refrigerator and/or microwaves for student use in specific areas located in the second, third, and fourth floor studios. If you decide to use these appliances, please keep them clean, as this is not the responsibility of the School staff or the building janitors. Students are not permitted to bring additional electronic kitchen appliances of any kind into the building. This includes, but is not limited to, microwaves, mini-fridges, automatic coffee makers, electronic tea kettles, or toasters. Space heaters are also not permitted. If any of these items are found, they will be confiscated and not returned to the owner.

Pets are not allowed in the studio or any space in the A+D Studios.

## School of Architecture Academic Calendar

### Fall Semester

UPASS Distribution	Wednesday before classes start
Labor Day—no classes	First Monday in September
Last Day to add/drop classes without a “W”	Friday of Week 2
UG Midterm Reviews	Week 7
Grad Midterm Reviews	Week 8
Thanksgiving Day—no classes	Fourth Thursday in November
Last day of classes	Friday of Week 15
UG Final Reviews	Week 15
Grad Final Reviews	Week 16
Studio Clean Up deadline	Thursday of Week 17
Spring Talent Tuition application due	1 week after fall classes end

### Spring Semester

UPASS Distribution	Wednesday before classes start
Martin Luther King Jr Day—no classes	Third Monday in January
Portfolio Day	First Wednesday in February
Last Day to add/drop classes without a “W”	Friday of Week 2
UG Midterm Reviews	Week 7
Grad Midterm Reviews	Week 8
Career Fair	Mid-March
Spring Break—no classes	between Weeks 10–11
Last day of classes	Friday of Week 15
UG Final Reviews	Week 15
Grad Final Reviews	Week 16
Year End Show	Friday of Week 16
Commencement	Saturday of Week 16
Studio Clean Up deadline	Thursday of Week 17
Fall Talent Tuition application due	1 week after spring classes end

## Special Events

The School of Architecture is energized by an environment that enjoys animated polemics and debate through events for faculty and students ranging from informal conversations to annual public events and exhibitions. Highlights include:



### Portfolio Day

A selection of portfolios is on display based on faculty review and the student choice selection at the Portfolio Day exhibition for students, alumni and other guests. The portfolios are submitted as part of the graduate program requirements, and also give students an opportunity to position their work and can later be used to apply for internships and jobs. Awards will be given to outstanding portfolios including Faculty Choice Award and Student Choice Award. The School will not announce exhibitor names until that evening.

### Career Fair

The Career Fair is held in mid-March and co-hosted by the Architecture Alumni Association (A3). It provides current students an opportunity to interact and network with the profession, as well as practice presentation and interview skills. The School invites local and regional firms that are seeking candidates for summer internships and positions after graduation. Interested students are asked to submit their resumes to the School office one week prior to the Career Fair so they can be included in a preview packet given to the participating firms.



### Year End Show (YES)

The School's biggest and most anticipated event of the year, attended by over 800 students, faculty, alumni, parents, and members of the general public. The YES takes place on the last Friday of spring semester. It is a celebration of the year's work, as well as a competition. The core of the show is the best work from the design studios; projects from each studio are nominated by the instructors to be part of the show, and only these are eligible to receive awards. The show also features installations and displays from academic and extracurricular groups.



### Volunteer Opportunities

There are lots of ways to get involved in School public events, from talking to incoming students at the New Architecture Student Social, to installing the YES and other School exhibitions. For more information, please contact the front desk in the Architecture Administrative Office.

## Safety

The protection of personal belongings is each student's responsibility. Students are encouraged to lock up belongings in their desk. Never leave your laptop or other personal belongings unattended. If personal valuables are stolen (laptop, wallet, purse, bike, etc.), file a report immediately with both the **UIC Campus Police at 312.355.5555** and the **Chicago Police Department at 312.746.6000**. Please also notify the School front desk of any thefts within the building.

### Bike Safety

There are bike racks on the north side of the A+D Studios by the wheelchair accessible entrance, and some wall mounted racks located inside the building, next to the north elevator. The University does not allow for the storage of bikes on egress routes, so please do not lock your bike to any of the railings.

The University encourages students to register their bikes with the UIC Campus Police. Go to: [www.uic.edu/depts/police/](http://www.uic.edu/depts/police/), click "General Information," and open "Bicycle Theft and Registration Program." If your bike is stolen, alert the **UIC Campus Police at 312.355.5555** and they will work to recover it for you.

### Safety Reminders: Commuting After Dark

1. While walking, stay alert and aware of your surroundings. Keep track of who is in front of and behind you, and do not listen to headphones.
2. Walk purposefully and with confidence. Make quick eye contact with those around you.
3. Walk with a group when possible and face traffic so you can see the approaching cars.
4. Carry belongings close to your body and do NOT have your phone, iPod, or other valuables visible.

See more safety tips at: [www.uic.edu/home/safety/safety\\_tips](http://www.uic.edu/home/safety/safety_tips)

### Red Car Service

The Red Car Service provides escorted transportation to University employees, students, visitors, and other authorized individuals between University facilities to points of public transportation or to private residences on the UIC campus. The service is available seven days a week, 11pm–7am, when UIC bus service is not available. Please call **312.996.6800** to request service or see [fmweb.fm.uic.edu/Trans/red\\_car](http://fmweb.fm.uic.edu/Trans/red_car) for more information.

## Emergency

In case of emergency outside of normal business hours, contact the **UIC Campus Police at 312.355.5555**. Students can also subscribe to receive text message alerts from the University via cell phone. An immediate SMS text alert will be sent in case of a serious crime in progress, a weather emergency, or other urgent situation. Visit [sms.accc.uic.edu](http://sms.accc.uic.edu) to subscribe.

### Non-Emergency Facility Repair and Maintenance

Please inform the School office (3100 A+A) of any non-emergency building issues such as burned-out light bulbs, building doors not fully closing, etc.

If there is an after-hours emergency situation, such as an overflowing toilet or a door that will not lock, please immediately call the **UIC Campus Police at 312.355.5555**.

### First Aid

First Aid kits are located throughout the studio spaces and in the School office for minor cuts and injuries. Serious injuries should be treated immediately at an emergency room. The nearest hospital is the **University of Illinois Medical Center**, located on the west campus at 1740 W. Taylor St. If the kit in your studio is lacking supplies, please notify the School office.

### End-of-Semester Cleanup

Each studio is responsible for leaving its studio space in the same condition in which it was found. At the end of each semester, students are expected to clean their studio's assigned area, taking care to remove all leftover models and materials. Oversized, heavy, or large debris must be carried out to the building's dumpsters located between the A+D Studios and Douglas Hall. Students may not leave anything in the A+D Studios when school is not in session.



## School of Architecture Student Groups

### Student Advisory Board (SAB)

SAB provides a regular line of communication among the various classes and between the students and administration, consulting with the School Director on matters of mutual interest and concern. The Board consists of two students from each year within the undergraduate and graduate programs, elected by their classmates at the beginning of each academic year. Representatives raise interests and concerns of their respective classes and work collectively to resolve them.

Recent Activities: revising the print policy, hosting an IDP info session, and organizing a school-wide exhibition of work.

### The American Institute of Architecture Students (AIAS)

[www.aias-uic.org/](http://www.aias-uic.org/) or [www.facebook.com/groups/AIAS.UIC/](https://www.facebook.com/groups/AIAS.UIC/)  
AIAS UIC serves as a connection between UIC architecture students and the profession. Working through various partnerships, including AIA Chicago and the AIAS National organization, this organization attempts to positively influence policy regarding the training and education of architects. AIAS hosts workshops and events aimed at supporting the professional development and network of its students.

Recent Activities: monthly meetings, field trips to local firms, AIAS t-shirt design competition, and hosting technical skills workshops.

### Big Dots Little Dots

Big Dots Little Dots is a student to student mentorship program that connects students across all levels of the undergraduate and graduate programs. The goal of events is to provide space for students to exchange techniques and survival strategies, as well as create an environment of open discourse and dialogue. The group is organized by the administration, but is driven by the ideas and needs of the current membership.

Recent Activities: Dot Family Dinners, Dot Family Reunions (with alumni), Models & Movies

## Extracurricular Activities

### NOMAS

[www.noma.net](http://www.noma.net)

The National Organization of Minority Architects' (NOMA) mission is to champion diversity within the design professions by promoting the excellence, community engagement, and professional development of its members. The Student Chapter, NOMAS, focuses on providing support to minority architecture students through professional development and other initiatives.

### Arquitectos

[www.facebook.com/arquitectosUIC](https://www.facebook.com/arquitectosUIC)  
[arquitectos@gmail.com](mailto:arquitectos@gmail.com)

Arquitectos is a student organization branched off of a professional chapter that is meant to reach out to young architecture students that are in search of professionalism and further education in the professional field of architecture. Its mission is to maintain and increase enrollment of Latinos in architectural programs, as well as provide academic assistance, guidance, and mentorship to current Latino students.

### Fresh Meat

[www.freshmeatjournal.org](http://www.freshmeatjournal.org)

*Fresh Meat* is the official student publication of the School of Architecture at UIC. Founded in 2008, the journal is produced entirely by students. *Fresh Meat* acts as a vehicle to further the dialogue of the school among students and faculty, as well as between the school and other voices in the field.

### Intramural Sports

[www.uic.edu/depts/recreation/imsports](http://www.uic.edu/depts/recreation/imsports)

The Intramural Sports program offers a variety of sports and activities for the recreational athlete. They are a great way to get away from studio and enjoy time with friends, while supporting a healthy lifestyle. Each semester, the Intramural Sports Department through UIC Campus Recreation creates a calendar of events that has something for everyone.

### UIC Student Clubs & Organizations

[www.uic.edu/depts/campusprograms/sor](http://www.uic.edu/depts/campusprograms/sor)

UIC is home to more than 200 student organizations, sports clubs, volunteer groups, Greek fraternities and sororities, etc. In addition to hosting guest speakers and workshops, these organizations can help you meet new friends and contacts while discovering potential scholarship, internship and career opportunities. Check out the website for more info on how to start your own organization.

### Student Development Services (SDS)

[www.uic.edu/depts/sds](http://www.uic.edu/depts/sds)

Student Development Services offers a number of different programs for student organization leaders which are designed to help them develop leadership skills through a series of workshops.



## Tips to Being a Successful Architecture Student

Here are a few tried-and-true ways to excel in architecture school.

### 1. Organize your time

Your schedule will be hectic, so managing your time effectively will be essential to helping you juggle your school, extracurricular, and social commitments. Use an organizer or calendar to keep you on schedule, and block out study time just like any other appointment.

### 2. Be proactive

It is your responsibility to understand the policies and requirements in the program, as well as to communicate any difficulties as they arise.

### 3. Get involved

Join student groups and help out with the School's events. Becoming involved will help you get engaged and find support.

### 4. Express your ideas clearly

Communicating effectively is an important skill that will help you do justice to your work by getting your ideas across, and facilitate connections with your peers.

### 5. Strike up a friendship

Your classmates are your best resource. You can also benefit from getting to know upper-level students who can show you the ropes.

### 6. Establish a routine

Set, develop, and plan a routine for managing everyday life. If you block out time for eating, studying, and working on studio projects, there's a better chance you'll find time for everything in between.

### 7. Stay positive

An optimistic outlook can make all the difference.

### 8. Take care of yourself

Eating well, exercising, and getting some sleep can help you stay healthy and productive. Don't be afraid to take a break—sometimes the best ideas and breakthroughs come when your mind is relaxed and open.

### 9. Create a comfortable work space

It's difficult to concentrate and work effectively when you are uncomfortable or distracted. Keep your desk clean and uncluttered, invest in a good desk lamp and adjust your chair to ergonomically appropriate heights so you can sit in an upright and alert position. Keep water and healthy snacks at your desk.

### 10. Get to know faculty

Having a good relationship with your instructors will help you in the classroom as well as potentially facilitate a network of opportunities outside of school.

### 11. Look for healthier alternatives

The next time you start to reach for blue foam, try balsa wood or corn-based foams instead. Cardboard and chipboard are plentiful, cheap, and healthy alternatives to plastic and foam-core. Stay away from "Zap-A-Gap" and toxic super-glues and try Elmers or Sobo instead.

### 12. Stay in touch

There are tons of things going on at the School, so stay up-to-date. Sign up for a GoogleApps account through UIC to gain access to Gmail, Google Calendar, Drive, and Docs. You can also find the school on Facebook and follow it on Twitter.

### 13. Think for yourself

Learn how to stand up for yourself and don't succumb to the pressure of unhealthy attitudes around you. Studio can be competitive, so look for support in your friends and others that you trust.

### 14. Make connections

Networking with classmates, faculty, and staff is essential in order to pursue professional and social opportunities.

### 15. Dress the part

It is important to be mindful of how you are presenting yourself to others. Students should be professional when addressing their instructors, and most importantly, should dress appropriately for reviews—you don't want your attire to distract from your work.

### 16. Don't run with your model!

You just spent hours finishing it, so treat it with a little respect.





## Academic Responsibility

Students are governed by the policies of the University of Illinois at Chicago, the College of Architecture, Design, and the Arts, and their department or program, and they are expected to become familiar with these policies.

The Undergraduate Catalog is available online at [www.uic.edu/ucat/catalog](http://www.uic.edu/ucat/catalog) and is the best resource for information regarding policies and program requirements. Students are responsible for keeping up to date on any changes to this information.

## Academic Advising

The Academic Advisor is available to provide guidance on general university policies, program requirements, and help with academic issues including registration, funding, leaves of absence, withdrawal, academic standing, graduation requirements, and class/instructor issues. The student should communicate any difficulties he or she has as they arise, rather than at the end of a semester or after a deadline. The Undergraduate Academic Advisor for the School of Architecture is **Maria Tolbert** at **208 Jefferson Hall**. She is available to meet by appointment, and can be reached at [dbljjoy@uic.edu](mailto:dbljjoy@uic.edu).

## Registration

Students register online using UIC Student Self-Service. Complete registration instructions may be found at [www.uic.edu/depts/oar/current\\_students/registration](http://www.uic.edu/depts/oar/current_students/registration).

## Add/Drop Deadline

The tenth day of classes is the deadline to add or drop a class via [my.uic.edu](http://my.uic.edu) without receiving a “W” on the transcript. To add or drop classes after this time, a student must complete the proper paperwork and obtain approval from the department.

## Waiving a Class

If a student has previously completed a particular required course, that student may submit a course syllabus, coursework, and a transcript to the professor for waiver consideration. If the professor approves waiving the course, the student may be required to take an elective in its place. Course waivers are not possible for studio courses, and only grades of “C” or higher will be accepted to waive other courses. Students should go to the College Office of Student Affairs, 208 Jefferson Hall, to receive the appropriate forms.

## Grading

1. Late work is not accepted except in cases of medical or family emergencies. Students must submit proper documentation for the emergency at the next class meeting. If the instructor (and course coordinator if applicable) deems it necessary, an incomplete will be given for the course and the student will need to provide a written timeline for completion of the work.

2. Each grade is based on the following standards:

**A: Excellent work that is on time and complete.** Demonstrates an ability to identify and develop a unique line of inquiry derived from, yet extending, the basic proposition of the assignment or course. Exceeds the expectations of the faculty and the assignment in the quality of thought and production.

**B: Average work that is on time and complete.** Excels in understanding and development of work relative to assignment scope. Demonstrates an ability to assess feedback and respond thoughtfully in the further development of the assignment.

**C: Acceptable work that is on time and complete.** Meets the basic expectations and requirements in terms of assignment scope as outlined in assignment sheets or stated by the instructor.

**D: Unacceptable work, late work, or incomplete work.** Does not meet the majority of basic expectations and requirements. Seldom demonstrates a basic understanding of primary course objectives and concerns and/or an ability to respond to feedback and guidance by the instructor. Is inconsistent in its production and development, and is consistently late and/or incomplete.

**F: Unacceptable work; does not meet the majority of basic expectations and requirements.** Seldom demonstrates a basic understanding of primary course objectives and concerns and/or an ability to respond to feedback and guidance by the instructor. Is inconsistent in its production and development, and is consistently late and/or in complete.

3. A student must maintain a C average in studio in a given academic year in order to continue in the undergraduate architecture program.

4. Instructors issue midterm grades in the ninth week of each semester. As a percentage of the total grade within the course, the midterm grade should be considered an indicator of performance to date – not a projection of the final grade. The final grade could go down or up, or remain the same given the quality of work developed in the remainder of the semester.

5. If a midterm grade is not received by week 10, contact the Academic Advisor.

6. A grade of “F” will require the course to be repeated.

7. A student must submit a clearly labeled CD of documentation of the work from each assignment to receive a grade in a design studio class. Failure to turn in a CD of work to the studio instructor will result in an Incomplete.

8. A student who wishes to contest his or her grade must first attempt to resolve the issue directly with the instructor. If the issue is not resolved, a student may then seek to resolve the matter through a conversation with the studio coordinator, and then the Associate Director. If the issue remains unresolved, the student may file a grievance per the UIC Academic Grievance process; this written filing must occur within sixty calendar days of the decision that is being contested. See the Associate Director for more information.

It is expected that all students will put a lot of time, thought, and effort into their work. However, those aspects do not guarantee any particular grade. On-time and complete work is a necessity for a grade of “A,” “B,” or “C,” but timeliness and completeness alone do not constitute or guarantee a passing grade. When the work is on time and complete, quality in both thought and production are the primary considerations of the grade.

School of Architecture policy also requires that a student maintain a “C” average in studio in the first, second, and third year design studio sequence in order to continue in the program. If a student earns less than a “C” average for his/her studios, then he/she will be required to enroll in a non-credit summer workshop to attempt to retroactively raise the studio grade and advance to the next year of the studio sequence. Only one semester of work can be addressed during the summer workshop.

If a student is unable to take the summer workshop or is unsuccessful in completing the work to a C-level, then he or she is required to retake that studio during the year in order to meet the GPA requirements for the degree. The decision of how to proceed in this case requires consultation with the Associate Director and Academic Advisor in light of a student’s overall GPA and probation status.

## Attendance

Attendance is required at all classes and all required external events. Unexcused absences exceeding the equivalent of one week of class meetings will result in a failing grade for the class (e.g., four absences for a class that meets three times per week, three absences for a class that meets twice per week, etc.). More than one week's equivalent of excused absences in combination with unexcused absences will result in a failing participation grade.

Students must attend all classes, reviews, pin-ups, lectures, field trips, etc., in their entirety. If a student arrives late or leaves early without the consent of the instructor, he or she is considered absent for the entire class. Repeated patterns of late arrival or early departure will be noted and considered as unexcused absences.

An absence may be excused for medical or family emergencies only. These emergencies must be supported by proper documentation, such as a doctor's note on letterhead. The student is solely responsible for providing proper documentation for the absence to the instructor, and must do so at the next class meeting. The student is also solely responsible for arranging to obtain assignments, materials, etc., from a class he or she has missed. More than one week's equivalent of excused absences will result in an Incomplete or require the student to withdraw from the course.

An absence will not be considered an excused absence if it is for any other reason including: work, vacation, varsity/non varsity sports, weddings, computer failure, or other school commitments. However, it is recommended that the student inform the instructor of such an absence with as much advance notice as possible. A faculty's acknowledgement of the absence does not constitute that absence as excused.

"Students who wish to observe their religious holidays shall notify the faculty member by the tenth day of the semester of the date when they will be absent unless the religious holiday is observed on or before the tenth day of the semester. In such cases, the student shall notify the faculty member at least five days in advance of the date when he/she will be absent" (from the UIC Senate guidelines).

Students must have their work printed or plotted and pinned-up on time for studio and class reviews. Missing and/or not presenting at a final project review is the equivalent of missing an exam and will be graded accordingly.

## Standard of Conduct

The School of Architecture believes strongly in the integrity of the work of individuals, and the rights of individuals.

1. Academic misconduct is not tolerated and will be dealt with accordingly. This includes cheating, plagiarism, aiding plagiarism, non-original works, fabrication, bribes, favors or threats, examination by proxy, and grade tampering.
2. Disruptive behavior is not tolerated and will be dealt with accordingly. This includes acts of discrimination, sexual harassment, actual or threatened physical violence toward another, and conducting oneself in a manner that endangers the health or safety of oneself or others in the School or at School-sponsored or related events. If you are being harassed, report it to an instructor immediately. If it is an emergency and an instructor is not available, call the UIC Campus Police at 312.355.5555.
3. Students are expected to respect other students' need to work at all times, including their workspace and equipment. The use of headphones is required for individuals listening to music at a volume that would be disruptive to others. The use of cell phones, watching movies, or the use of laptops for anything other than classwork are not tolerated during class time.
4. Students are expected to respect School and University property at all times. This includes not tampering with or defacing exhibits or exhibited work, tampering with or damaging fire and life safety equipment, and the misuse, defacing, damage, or unauthorized possession of School property.

Please review University's Student Disciplinary Policy, accessed through the University's Office of the Dean of Students website, for a more complete description of the standards of conduct (pages 8–11) for which students are subject to disciplinary action:

<http://www.uic.edu/depts/dos/docs/Student%20Disciplinary%20Policy.pdf>

All acts of misconduct will be reported to the appropriate University office for disciplinary action.

## Ownership of Work

Student work submitted to the School to satisfy course requirements (including but not limited to digital files, papers, drawings, and models) becomes School property. The School assumes no obligation to preserve such materials and may, at its discretion, retain them, return them to the student, or discard them. The School has the right to use, reproduce, display, and exhibit works created by students in the course of their studies without compensation to the student. The student has the right to publish or display the work he or she creates in the course of his or her studies at the School in collections of only his or her own work. The School and the student will have joint ownership of the intellectual property embodied in the works created by the student in the course of his or her studies at the School, and except as noted above, each has the right to property without accounting to, or compensating, the other.

## Email

Students are responsible for maintaining a valid UIC email address. You may access this address via [webmail.uic.edu](mailto:webmail.uic.edu), setting up a Google Apps account, and/or forwarding emails to your preferred e-mail address. Important messages, such as availability of your E-Bill and announcements from the School, will be sent directly to your UIC email account. For information on UIC email accounts visit [www.uic.edu/depts/accc/home/email](http://www.uic.edu/depts/accc/home/email).

## Course Evaluations

Students are asked to complete course evaluations at the end of each semester. Evaluations are a useful tool in assessing the effectiveness of the School's courses, and as such are taken very seriously.

## Disability Services Notification

The University of Illinois at Chicago is committed to maintaining a barrier-free environment so that individuals with disabilities can fully access programs, courses, services, and activities at UIC. Students with disabilities who require accommodations for full access and participation in UIC programs must be registered with the Disability Resource Center (DRC). Please contact **DRC at 312.413.2183 (voice) or 312.413.0123 (TDD)**.

## Office of Student Affairs

The College of Architecture, Design, and the Arts' Office of Student Affairs is the main division of the Office of the Dean charged with oversight of the college's undergraduates, and has an interest in the success and quality of the educational experience. As liaisons to college units and other university colleges and offices, its Academic Professionals aid students in the navigation of administrative and advisory challenges. Through management of all aspects of academic life from admissions through graduation, the Office of Student Affairs seeks to promote an equitable, accessible, and positive experience for its undergraduate students.

The Office is located in **208 Jefferson Hall, 312.996.3351**, which is also the location of the office of the School's Undergraduate Academic Advisor, Maria Tolbert.

## Graduation

Undergraduate students must complete two steps prior to graduation. Students within two terms of graduation must schedule a final credit check with the Office of Student Affairs in 208 Jefferson Hall. Students must also complete an Intent to Graduate Form via Student Self-Service ([my.uic.edu](http://my.uic.edu)) by Friday of the third week of the final semester. More information regarding degree requirements and procedures, is available at the UIC Undergraduate Catalog at [www.uic.edu/ucatalog](http://www.uic.edu/ucatalog) and the College website [www.aa.uic.edu](http://www.aa.uic.edu).

Every college will hold its own graduation ceremony. At each college ceremony, undergraduate, graduate and professional degree students will be individually recognized when degrees are conferred. Visit [www.uic.edu/depts/ovcsa/commencement](http://www.uic.edu/depts/ovcsa/commencement) for more information regarding Commencement.

## Study Abroad Opportunities

Studio Berlin is a five-week intense summer workshop. Through experiences ranging from tours and building visits to a design challenge and exhibition, the program seeks to observe and define Berlin's current conditions to develop a new urban response. Students are eligible to receive elective credit upon completion of the workshop. Check out [studioberlin.org](http://studioberlin.org)

Other opportunities to study in the summer exist through the Study Abroad Office and can be found at [www.uic.edu/depts/spec\\_prog/studyabroad](http://www.uic.edu/depts/spec_prog/studyabroad). We encourage students to seek opportunities that will benefit their areas of interest and education and not as a way to earn credit towards program completion as course credit approval is not guaranteed.

## Know Your Lingo : UIC

**Academic year:** An academic year is divided into two sixteen-week semesters (fall and spring) and four- and eight-week summer sessions.

**Blackboard:** Blackboard is a web-based integrated teaching and learning environment. Faculty can create a site on Blackboard for a course and post the course syllabus, announcements, assignments, lecture notes, and other course related information. Students enrolled in the course can log into Blackboard and access the posted information.

**Time ticket:** A time ticket is your appointment to register online.

**Flames:** The UIC athletic teams are known as the Flames, a name chosen by UIC students in honor of the Great Chicago Fire.

**Lecture/Discussion:** Lecture and discussion are two instructional environments. In a lecture section, the instructor presents to the class; in a discussion section, there is a give and take of ideas between the instructor and class members.

**Office hours:** Office hours are the times when an instructor is available to meet with students individually. The times of office hours are listed on the class syllabus, and they may be posted online or on the door of the instructor's office.

**Registrar:** The registrar is the official at a college or university who is responsible for keeping all student records (past and present), including: maintaining the accuracy and integrity of the record, protecting student data, and enforcing and implementing academic policy.

**Sparky D. Dragon:** The Flames mascot is the fire-breathing dragon. The story behind Sparky is that the dragon was hatched on October 11, 1986, from a large egg found at the Pavilion a few weeks earlier.

**UIC Pavilion:** The UIC Pavilion is a multi-purpose arena, which is home to the UIC Flames basketball team and the Chicago Sky WNBA team.

**University/College/Department:** UIC is made up of colleges and departments. For example, as a student majoring in Architecture, you are a member of the University of Illinois at Chicago, a member of the College of Architecture, Design, and the Arts, and a member of the School of Architecture.

## Know Your Lingo : School of Architecture

**Adobe Creative Suite:** The package of software, now on version 6, that includes Photoshop, Illustrator, InDesign, and Acrobat; these software tools are crucial in the communication and presentation of architectural designs and concepts (for example, creating a diagram, polishing a rendering, or designing a final review board or portfolio).  
"Have you checked out *Photoshop CS6*? The new Content-Aware Patch tool is incredible."

**Audience:** The imagined individuals or groups that "receive" or are exposed to the ideas of a project, essay, exhibition, publication, etc.  
"That's a great idea for an exhibition—it should attract a large non-architecture *audience*."

**Entourage:** The invented population of a rendering or model chosen by the student to reflect an idea about his or her design; can also be referred to as "scale figures."  
"That *entourage* makes your library look like a nightclub!"

**Lottery:** The process by which students are placed into option studios and seminars. On the first day of the semester, faculty present course topics and students indicate their preferences to School administration, who distribute students among sections.  
"That studio sounds so interesting! I hope I get in—I put it down as my first pick for the *lottery*."

**Program:** Generally, the activity (planned or unplanned) in and around a building; in some studios/practices, conceptions and organization of program drive the project as much as formal or technical concerns.  
"That cross-programming has resulted in some wild hybrid environments."

**Scale:** Generally, the relative size or extent of something; in architecture, a way to investigate and advance architectural and/or formal ideas, sometimes through means other than architecture.  
"That graphic wall pattern is so great, let's blow it up to a building *scale*!"

**South Lobby:** The space that makes up the "back" entrance to the building, accessible on the ground level from the south side of A+A (see map on page 31). The South Lobby space often hosts receptions and other informal events.

**Stairs to Nowhere:** Stair landings off the 2100 and 4100 studios (visible from the Ramp, for example) that lead abruptly to brick walls; these stairs would have connected to the fourth "tower" of the A+D Studios, which was never built.



## Estimated Tuition and Fees per Semester

	In-state	Out-of-state
Tuition	\$5,203	\$11,398
Fees	\$1,451	\$1,451
Tuition Differential	\$1,320	\$1,320
Assessments	\$515	\$515
Total	\$8,489	\$14,684

\*Note: this is the tuition differential for the MArch and MSArch programs. The MAD-Crit program's rate is slightly less at \$2,201 per semester.

## Billing

Once a month, the University of Illinois emails students and Authorized Payers, reminding them to view their student account for recent activity and to pay any amount due by the due date. The student account is available online for students and Authorized Payers to view and print, and includes all student account transactions such as: payments received, and charges and credits for tuition, fees, and housing. Check out University Student Financial Services and Cashier Operations [www.usfsc.uillinois.edu/index](http://www.usfsc.uillinois.edu/index).

## Payments

Student account balances are expected to be paid in full by the due date. These charges, in accordance with University of Illinois Policy, apply to all customers billed through the Student Accounts Receivable system, and are subject to a late payment charge. A financial hold will be placed on any delinquent student account. This hold will prevent registration, release of transcripts, and may also prevent the release of a diploma.

## Payment Plan

The University of Illinois provides an optional Payment Plan which allows parents and students to spread payment of anticipated tuition, mandatory fees, room, and board expenses over twelve installments for the full academic year (or six installments for the fall or spring term only). The Payment Plan is an alternative option to the regular University payment policy.



## Free Application for Federal Student Aid (FAFSA)

Federal Student Aid plays a central and essential role in supporting postsecondary education by providing money for college to eligible students and families. They partner with the UIC Office of Student Financial Aid (OSFA) to deliver services that help students and families who are paying for college. The Free Application for Federal Student Aid (FAFSA) is the form used to apply for all federal, as well as for many state, regional, and private student aid programs. In order to be awarded financial aid at UIC, students must complete a FAFSA every year and ensure that all of the requirements are met. It is the students' responsibility to make sure they have reviewed and fully understand the terms and conditions. UIC's priority deadline for each upcoming school year is March 1.

### Office of Student Financial Aid (OSFA)

312.996.3126

[www.uic.edu/depts/financialaid](http://www.uic.edu/depts/financialaid)

The Office of Student Financial Aid provides a wide range of financial services designed to help students and their families meet the cost of attending UIC, as well as administers an array of federal, state and institutional programs. The website provides information regarding types and sources of financial aid, important deadlines, links to other resources and forms. During office hours, professional staff are on hand to answer questions from walk-in students. Students that require more specific or in depth support should make an appointment with their financial aid counselor; the current counselor for the College of Architecture, Design, and the Arts is Noemy Cespedes at [ncespede@uic.edu](mailto:ncespede@uic.edu).

### Office of Special Scholarships Programs (OSSP)

312.355.2477

[www.uic.edu/depts/oa/spp](http://www.uic.edu/depts/oa/spp)

The OSSP assists UIC students in searching and applying for nationally competitive scholarships, fellowships and external awards. OSSP provides information about available awards, advice on application preparation, and assistance throughout the scholarship application process. Services are available to current students only.

## College of Architecture, Design, & the Arts Resources

There are a limited number of scholarships and awards available through the College of Architecture, Design, and the Arts, but awards are administered by the School of Architecture. Students can visit the Current Students section of the College website for more information regarding specific awards.

The College Arts Talent Tuition Awards are also available to current students. Applications for each semester are due at the end of preceding semester (see calendar on page 4).

### Additional Resources

Finding extra money on campus can be a challenge, but these links can help make it a little easier:

#### Scholarship Association for UIC

[www.uic.edu/depts/oa/scholar](http://www.uic.edu/depts/oa/scholar)

This charitable, educational and public service organization supports scholastic achievement and offers awards available for UIC students only.

#### FinAid – The Smart Student Guide to Financial Aid

[www.finaid.org](http://www.finaid.org)

This free website provides a comprehensive guide to financing your education, including advice, tools, and information about loans, scholarships and other types of aid.

#### Fastweb

[www.fastweb.com](http://www.fastweb.com)

This website is a clearinghouse for financial support, focusing on matching students with eligible scholarship. It also provides tools for managing finances and locating internship opportunities.

#### U.S. Department of Education

[www.ed.gov](http://www.ed.gov) & [www.studentaid.ed.gov](http://www.studentaid.ed.gov)

These sites offer information regarding federal grants and loans, as well as guide you through the steps for completing the FAFSA.

## Financial Planning Support

### Student Money Management Center (SMMC)

[studentmoney.uillinois.edu/index.html](http://studentmoney.uillinois.edu/index.html)

[studentmoney@uillinois.edu](mailto:studentmoney@uillinois.edu)

The Student Money Management Center (SMMC) provides University of Illinois students with the financial education and resources they need to effectively manage their finances both in school and post graduation. The SMMC maintains an educational website with financial resources, provides peer-to-peer mentoring and delivers group financial educational sessions for University of Illinois students. Additional services provided by the SMMC include:

Money Saving Tips and Tricks

Financial Literacy Materials

Budgeting Assistance

Financial Workshops, Seminars, and Webinars

Guidance on handling funding in all phases of education

Links to many other financial programs that help students become finance-savvy

### Office of Career Services

[www.uic.edu/depts/ocs](http://www.uic.edu/depts/ocs)

The Office of Career Services assists students with preparing for a career search through workshops and networking events, and helps students polish their resumes and interviewing skills. Within the Office of Career Services, the Student Employment Office (SEO) offers assistance to students who are looking to find a part-time job either on or off campus, maintaining a list of current job listings, as well as sponsoring events such as job fairs. The SEO also manages the hiring process for university departments.

Visit [www.uic.edu/depts/st\\_empl](http://www.uic.edu/depts/st_empl) for more information.


## Money Saving Tips

1. Many places offer student discounts if you show your student ID Card, for example museums, movie theaters, and restaurants, as well as discounts for traveling by air or train.
2. Give yourself an allowance. Track your spending to find where your money goes and then choose between what you want and what you really need.
3. Make a budget based on your savings and income. Round up your available cash including gift money, scholarship money, student loans, summer job savings, and money from your parents.
4. Prepare a monthly budget, but set aside some time to review your finances each week.
5. Use the calendar to note:
  - Due dates for FAFSA, scholarship and grant applications
  - Upcoming school expenses (books and tuitions)
  - Monthly bill payment dates such as rent or phone bills
  - Upcoming activities where you'll need cash (movies, dances, parties, etc.)

## Dragon Dollar\$

The Dragon Dollar\$ program is the official campus debit account linked to a student's i-card. Dragon Dollar\$ can be used in any of the campus eateries, including dining halls, convenience stores, fast food restaurants in Student Center East (such as Subway and Wendy's), as well as Student Games and Bowling Center. They are also used for residential laundry, and for ACCC lab printing and public use copying. Dragon Dollar\$ are the only form of payment for printing fees at the Print Lab in A+A, so it is important to maintain an appropriate balance to completely cover all printing and plotting costs.

Students can use a credit card to add funds to their Dragon Dollar\$ account online at [www.dragoncenter.uic.edu](http://www.dragoncenter.uic.edu). They can also add money at the ID Center in the Student Services Building, the Service Centers in Student Center East, and at several Cash-to-Card machines throughout campus.



## Use of Physical Resources

Students are expected to be respectful of shared spaces, particularly the Print and Fabrication Labs, the Project Lab (the shop), and public lobbies and exhibition spaces. Seminar rooms are for instructional purposes only, and should remain closed and locked. Tables and chairs situated in these rooms, as well as in other spaces in the building, should not be removed from their original locations. Use these spaces with care and consideration, taking all personal items and properly disposing of trash when you leave. No food or drink is permitted in the labs and shop.

## Connecting to the Internet

Secure wireless internet is available as part of the UIC-WiFi system. Students can learn how to configure their laptops to connect to the network the Academic Computing and Communications Center (ACCC) website: [www.accc.uic.edu](http://www.accc.uic.edu) > Service Catalog > Wireless Network > select operating system under Applicability. Assistance with this process is available through the ACCCeSS Helpdesk, which is located in Student Center East Rm 402. Helpdesk hours vary by semester, so be sure to check [access.accc.uic.edu](http://access.accc.uic.edu) or call **312.413.0003** to schedule an appointment.

## i-card

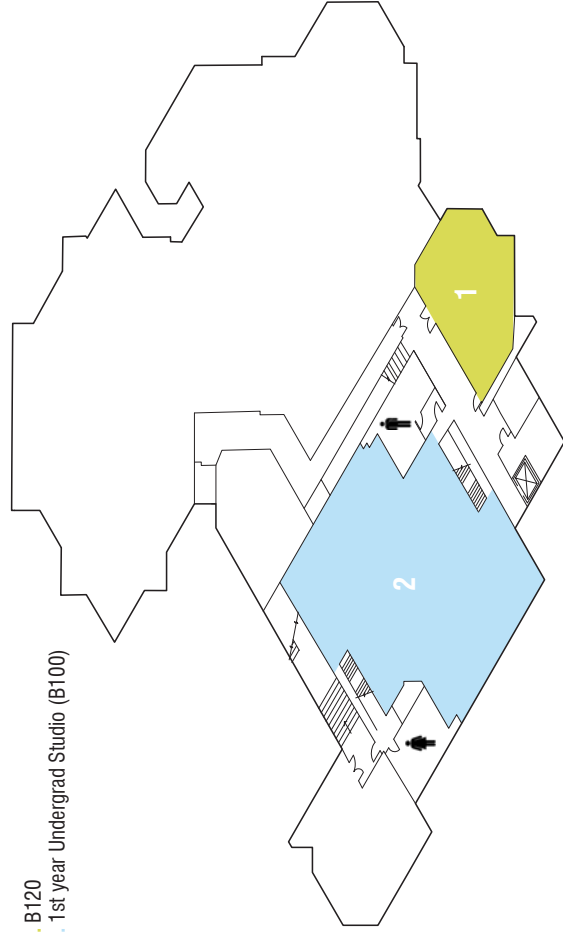
The i-card is a student's official permanent ID card and will be used as long as he or she attends the University. It is used to gain access to appropriate services and facilities on campus. The ID Center located in the Student Service Building (SSB), 1200 W. Harrison St., provides a one-stop shop, supporting the production of i-cards, the Dragon Dollar\$ program, the CTA U-Pass program and all other facets of on-campus use of the i-card. Visit the 'i-card' > Getting an ID section of [www.uic.edu/depts/idcenter](http://www.uic.edu/depts/idcenter) for more information.

## After Hours Access

The A+A Building is open to the public from 6:30am to 8pm Monday through Friday and closed on weekends and holidays. Do not prop doors open after hours. All students are automatically given 24/7 access to the A+A Building through their i-cards during the first week of classes.

## SoA : basement

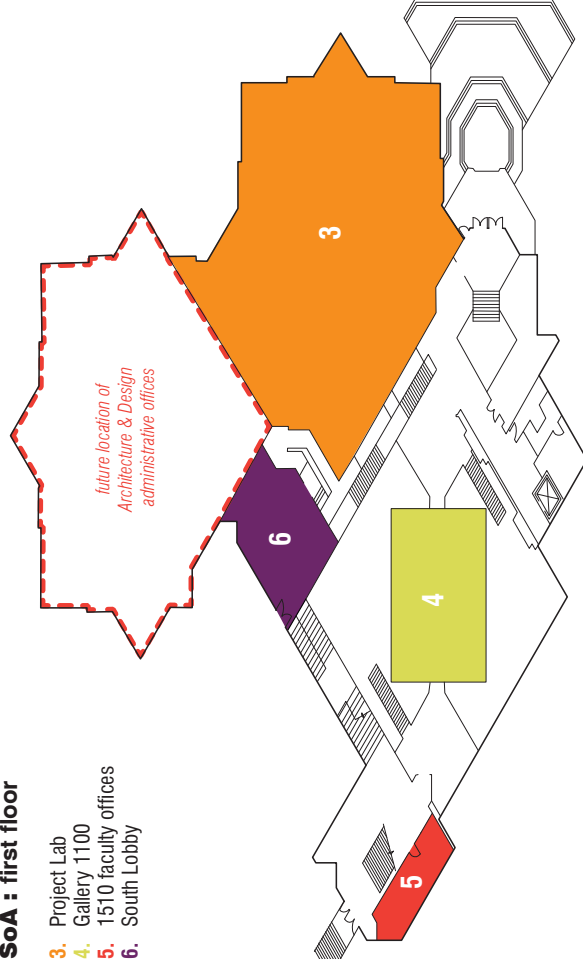
1. B120
2. 1st year Undergrad Studio (B100)



- labs
- exhibit spaces
- undergraduate studios
- graduate studios
- offices
- classrooms & pin-up spaces

## SoA : first floor

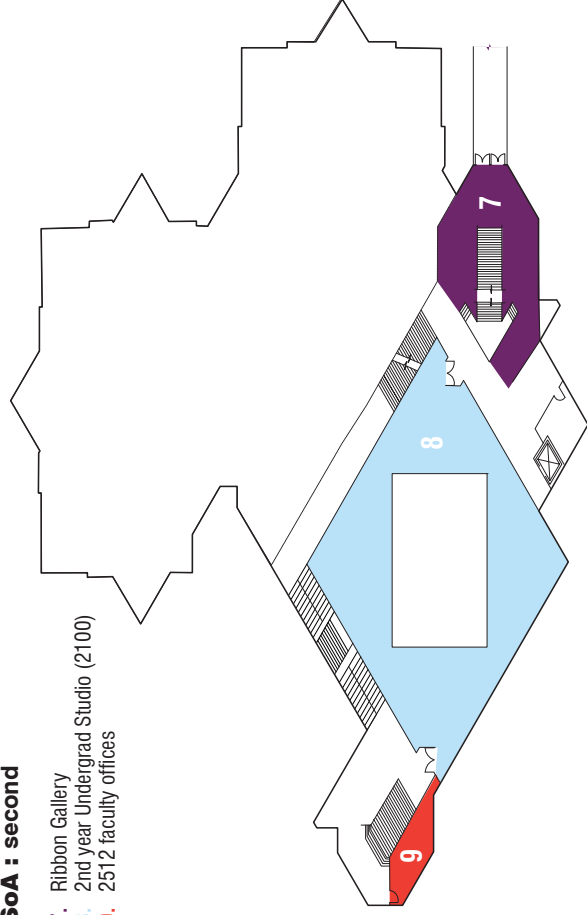
3. Project Lab
4. Gallery 1100
5. 1510 faculty offices
6. South Lobby



- labs
- exhibit spaces
- undergraduate studios
- graduate studios
- offices
- classrooms & pin-up spaces

**SoA : second**

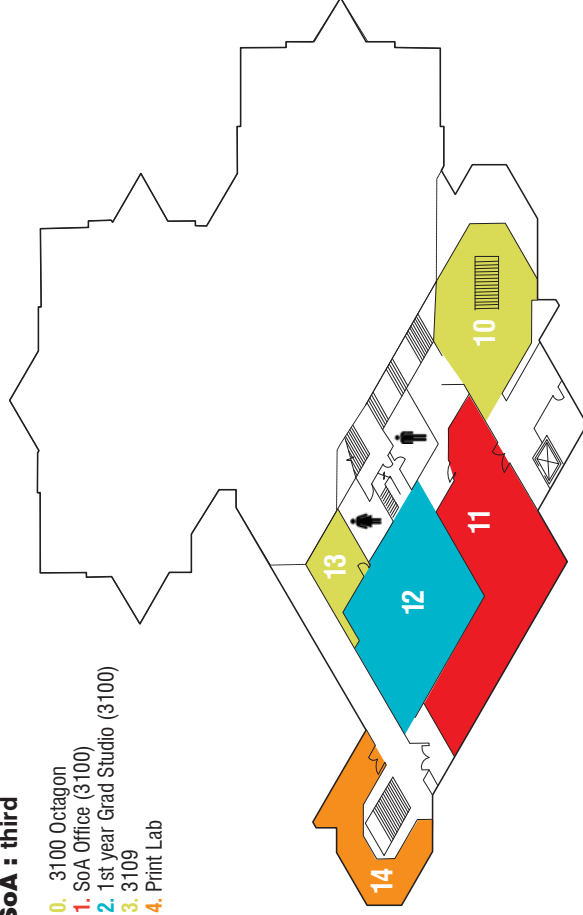
7. Ribbon Gallery  
 8. 2nd year Undergrad Studio (2100)  
 9. 2512 faculty offices



- labs  
 exhibit spaces  
 undergraduate studios  
 graduate studios  
 offices  
 classrooms & pin-up spaces

**SoA : third**

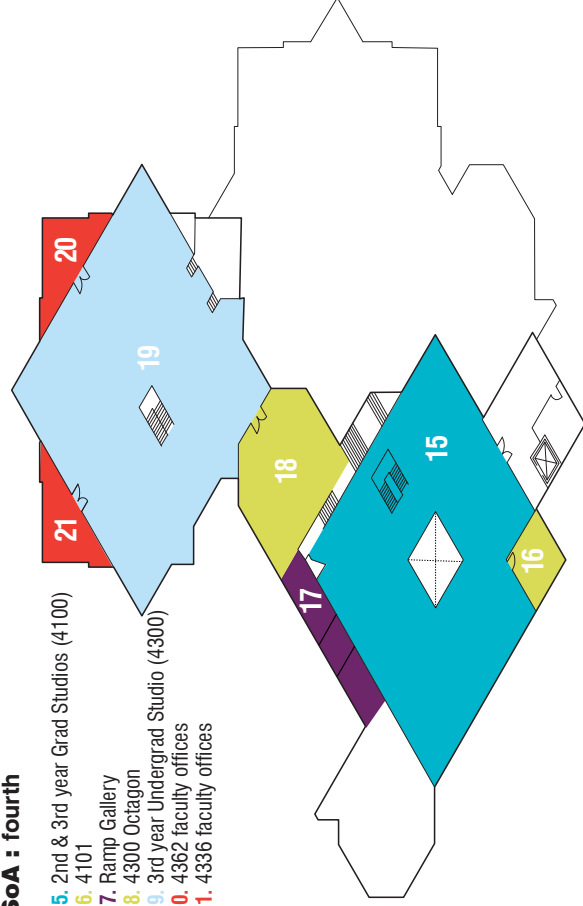
10. 3100 Octagon  
 11. SoA Office (3100)  
 12. 1st year Grad Studio (3100)  
 13. 3109  
 14. Print Lab



- labs  
 exhibit spaces  
 undergraduate studios  
 graduate studios  
 offices  
 classrooms & pin-up spaces

## SoA : fourth

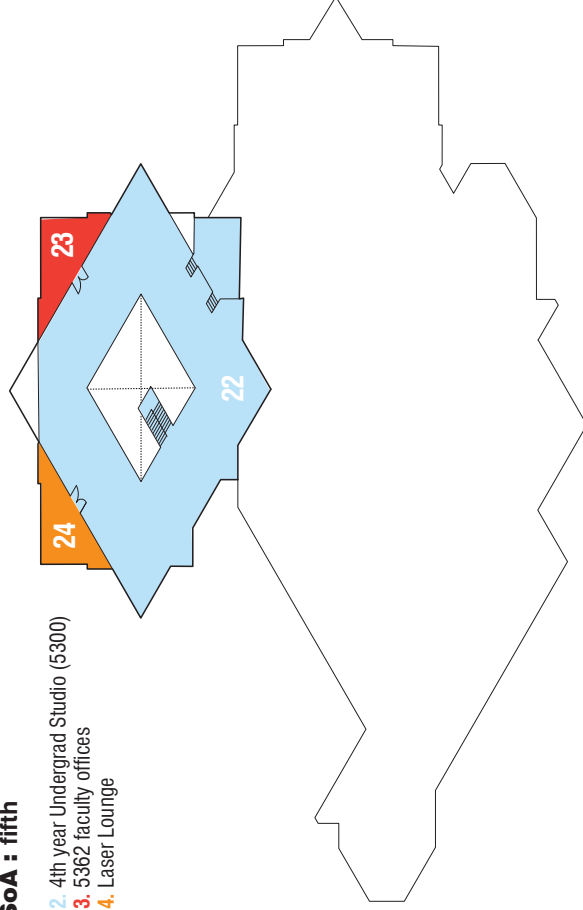
15. 2nd & 3rd year Grad Studios (4100)  
 16. 4101  
 17. Ramp Gallery  
 18. 4300 Octagon  
 19. 3rd year Undergrad Studio (4300)  
 20. 4362 faculty offices  
 21. 4336 faculty offices



- labs
- exhibit spaces
- undergraduate studios
- graduate studios
- offices
- classrooms & pin-up spaces

## SoA : fifth

22. 4th year Undergrad Studio (5300)  
 23. 5362 faculty offices  
 24. Laser Lounge



- labs
- exhibit spaces
- undergraduate studios
- graduate studios
- offices
- classrooms & pin-up spaces



## Print Lab

The School of Architecture's Print Lab, located in room 3510, is supported by the College and is therefore exclusively for use by students in the College of Architecture, Design, & the Arts. The Lab has eight HP DesignJet T7100 plotters that plot onto 36" wide rolls of heavyweight paper, and three Canon Color Imagerunner laser copiers capable of printing on both letter and tabloid size paper. All print supplies are managed by the Print Lab staff, so students should notify either the proctor on duty or Meghan Funk in the office if a machine runs out of ink or paper. If students wish to print on an alternative media, they must get approval from the proctor or Meghan Funk, who will then load the media for them.

Printing costs for the Canon Copiers:

**\$.08 per black & white letter \$.80 per color letter**

**\$.15 per black & white tabloid \$1.25 per color tabloid**

The HP DesignJet plotter cost is calculated by area and is **\$.008 per in<sup>2</sup>**.

All printing fees are paid through the UIC Dragon Dollar\$ account linked to a student's Netid (see page 27 for more information). Each student automatically receives \$15 in his or her account at the beginning of each semester. Transfers do not always post immediately, so students are responsible for planning ahead to make sure they have enough in their accounts. For detailed instruction, look up the ACCC Remote Printing: U-Print Frequently Asked Questions page. Architecture staff are not able to resolve any Dragon Dollar\$ issues.

There are two ways for students to print. First, there are eight computer workstations in the Print Lab from which students can use the U-Print system to submit files for printing. These stations are accessed using the student's Netid and ACCC common password. Instructions on how to plot or print are available at each station, and proctors are able to assist with troubleshooting plotting issues. Students may also choose to submit print jobs directly to the server from their own laptops using the Pharos Popup Client. Instructions and links for download and setup of the software are located at [www.arch.uic.edu/fablab](http://www.arch.uic.edu/fablab). Students can receive additional assistance with their laptops by visiting the **ACCCeSS Helpdesk (SCE 402) or calling 312.413.0003**.

Once the job is submitted to the server, students need go to the Print Lab and, using the release stations, release it from the server to a specific printer or plotter. Each copier and plotter is labeled with an identification letter, and the release stations are labeled with the corresponding letters. Students should try to release to machines that are not backlogged with several jobs, as this will significantly increase wait time.

## Plotting and Printing Successfully

- 1 Only print and plot files in a .pdf format, never directly from Photoshop, Illustrator, AutoCAD, etc. The plot system is designed to handle the .pdf format and can become jammed by the bulk of other file types.
- 2 Print Lab computer stations are meant to be used exclusively for submitting print jobs, not for working on files. If your laptop crashes, you can borrow one pre-loaded with the Adobe software from the Student Media Lab (pg. 47).
- 3 Check the supplies (paper) of the machine before releasing the job; it is much easier to have staff restock supplies in advance, rather than having to reprint.
- 4 Always keep a high-resolution version of the file intact for future editing, but be sure to either Distill or Optimize any large file PRIOR to bringing it to the lab or trying to submit it from a laptop.
- 5 Guides on how to use Acrobat Distiller and Adobe PDF Optimization, and as well as how to print and plot, are at every workstation. You can also get your own copy of the guides from the proctor.
- 6 No refunds on plots are given for user error, such as rotation or color profile failures, so follow the guides precisely and double check the settings before submitting a job. If an error is caught in the first 4", the job may be reprinted.
- 7 There is no maximum length for plots; however, plots longer than 132" may be rejected by the server. If this occurs, the file must be split into separate .pdfs before attempting to submit.
- 8 A precise maximum file size cannot be given because it depends on the complexity of the drawing/linework. We suggest running every file through Acrobat Distiller before submitting it to be printed. If there is doubt, check with the proctor.
- 9 Consult the schedule posted on the door of the lab and plan to plot ahead of any deadlines; the lab is typically very busy 1–2pm every weekday (right before studio). Please note that the lab closes at 4:45pm on Fridays.
- 10 Students can use the Canon copiers to scan documents using the **login 100**. Files can either be sent to the student via email or saved onto a flash drive.

## Fabrication Lab/Laser Lounge

Digital fabrication is a key component to design work at the School. In support of this, the School of Architecture maintains a 3D prototyping facility housed in room 5336. This facility, the Laser Lounge, has two Universal Laser Systems laser cutters, a VersaLaser VLS6.60 and an X-660, and a Z-Corp 3D printer (a ZPrinter 450). The Lounge is available for use by all graduate and 3rd and 4th year undergraduate students of the School, provided students follow the established guidelines; however, the School Administration reserves the right to restrict access during certain times of the semester.

### Laser Cutting

To be eligible to use the laser cutters, each student must take a Laser Lounge orientation session (offered only during the first two weeks of each semester) every year and receive a sticker on his or her i-card that act as proof of attendance. If the student has already gone through the full orientation session, he or she may sign up for an abbreviated re-orientation session that focuses on policies. Because the laser cutters are specialized pieces of equipment requiring specific knowledge and training, there are absolutely no exceptions to the orientation rule.

The Laser Lounge opens the third week of the semester. Lounge hours vary per semester; they are posted on the Lounge doors and in the sign-up book, as well as on the digital fabrication website [www.arch.uic.edu/fablab](http://www.arch.uic.edu/fablab). Due to the high cost associated with the equipment, the Lounge is always attended by a crew of Operators trained to efficiently and effectively operate the machinery so that it performs at an optimum.

Students may sign up for time on the laser cutters any time that the Lounge is open. Paper sign-up sheets are monitored by the Operators, and new sheets become available at 7am on Mondays (for Wednesday–Friday) and Thursdays (for Saturday–Tuesday). Students must present their i-card as proof of orientation at the time they sign up, and are typically permitted a maximum of four hours of cut time each week (from Saturday–Friday), with no more than two hours of time in one day. Because this is a limited resource under high demand, students are encouraged to execute models early and to outsource complex or time-intensive jobs to outside firms (see Architectural Resources, pgs. 58–59).

There are a number of policies in place to ensure the laser cutters are used as efficiently and effectively as possible. The policies are explained fully in the orientation, and Lounge Operators are available to refresh students as needed. If a student is not able to follow these policies, they may lose the ability to use this resource.

### 3D Printing

3D printing is a method of rapid prototyping in which objects are built (printed) layer by layer in an additive process. Printing requires extremely precise modeling practices in order to ensure a completely closed polysurface or solid model. It is a technique that should be used exclusively for digital models that cannot be otherwise fabricated using conventional shop means or that require extreme iteration or multiple parts (proto-typing).

Students who may wish to use the 3D printer should attend the Resource Reboot session offered at the beginning of the year, and become familiar with the processes and techniques described in the Resource Reboot Manual available at [www.arch.uic.edu/fablab](http://www.arch.uic.edu/fablab). Lounge Operators are able to provide some assistance with proper file preparation, but are ultimately not responsible for understanding a project's geometry; students should be sure to build clean models and to analyze them in both Rhino and MiniMagics2.0 prior to submission. Details on how to do this are in the Resource Reboot Manual.

3D printing is a multi-step process. First, students should name their file as Date\_FirstInitialLastName\_01.stl (number required only if submitting multiple parts), and email it and a job submittal form to [uicsoa.3dprinter@gmail.com](mailto:uicsoa.3dprinter@gmail.com). They will receive an email confirming that the part was received, has passed the final inspection, and the total cost of the part(s). If the part is not printable, it will NOT be processed, and will be returned to the student. Cost is calculated by volume, and is currently \$5 per cubic inch. If the student chooses to proceed with the print, he or she may retrieve an order form from the Laser Lounge during non-rush operating hours (Operators may ask a student to return at a later time if it is too busy). Using the form, students can pay for the print in the Architecture main office using a credit or debit card, and return the form as proof of payment to the Laser Lounge. Only after the form has been returned will the file enter the print queue. Operators will run and depowder the part, and notify the student when it is completed. Students need to be conscious of the strength of the part as the Operators are not responsible for parts that are too thin or unstable and collapse during depowdering. Students may cure their parts using a fine mist of 1:1 epsom salt and water solution; spray bottles are available for 30 minute checkouts from the Lounge.

The 3D print process takes a number of days to complete. When the machine is in high demand, such as at mid-reviews and finals, it can take a week or longer, especially if the part is complex or a whole studio is submitting. The Lounge will not move or give priority to certain jobs or studios. Please plan ahead; there are no last minute 3D prints!

## Project Lab

The School of Architecture has access to a well-equipped fabrication shop in the A+A Building that it shares with the School of Art and Design. The facility is located on the first floor, near the front entrance, and is typically open:

Monday 9:30am–6pm  
Tuesday 9:30am–10pm  
Wednesday 9:30am–10pm

Thursday 9:30am–10pm  
Friday 9:30am–6pm  
Saturday 10am–3pm

Students must complete an orientation session in order to use the Project Lab. These sessions, which provide two years of access, are only given during the first three weeks of the semester; dates and times will be posted on the first day of class. There are many sessions, but the third week tends to be overfilled, so do not wait until the last day!

## CNC Mill

CNC milling is a useful machining process that accommodates various types of cutting and carving of sheet material using a computer controlled router bit. 2D profile cutting (2 axis) involves cutting 2D shapes out of sheet material per a digital drawing in Rhino. 3D contour cutting (3 axis) involves carving 3D surfaces out of sheet material per a digital surface model. Rotary Cutting involves carving 3D objects out of block material through 360 rotational cutting.

The CNC mill (Techno LC Series 4848, 4-axis) is a shared resource between the School of Architecture and Industrial Design. Use of the CNC is limited to graduate and 4th year undergraduate students, pending completion of an orientation session. The CNC has a 4'x4' bed and can mill a maximum of 6" material thickness. Approved materials to cut are wood, acrylic, and foam. Orientation sessions will be posted per semester and are a requirement for use of the mill.

### Lab Specialist for ID / New Media Arts:

John Messer  
jm2u@uic.edu / 312.413.1497  
Contact to schedule a CNC job

### Architecture Department Contact:

Kelly Bair  
kbair@uic.edu / 310.346.7780

The CNC schedule, as well as the FabLab Manual and instructions on how to prepare and submit jobs, is available at [www.arch.uic.edu/fablab](http://www.arch.uic.edu/fablab).

## Guide to Being a Good Citizen of the A+A Building

### 1. Attend orientations.

Make sure you're trained on how to properly use specialized facilities, such as the Laser Lounge and Project Lab.

### 2. Protect the safety of you and your classmates.

There is a lot of costly equipment and precious materials in the studios, so ensure building doors are closed during off hours, which is after 8pm and on weekends. Always lock up your belongings when you leave, and try to keep an eye on your classmates' possessions when they step out.

### 3. Know your neighbors.

Since our building is open to the public and is wonderfully confusing, if you see an unfamiliar face, feel free to ask if you can help them find something. If you feel uncomfortable in this situation, notify the front office immediately.

### 4. Keep it civil.

The building is a hive of activity. Be aware of your noise level and how it affects the spaces around you.

### 5. Break free.

Release yourself from the shackles of your old projects and make way for new designs by taking advantage of the extra large waste barrels to dispose of old models and leftover materials. Recycle your plots in the Print Lab.

### 6. Beware of hazardous odors!

Familiarize yourself with the locations designated for using special materials, and keep toxic fumes out of studios, lobbies, and workspaces.

### 7. Watch where you spray!

Spray painting is wonderfully helpful when making models, but can only occur in the Spray Room in the Project Lab. For best results, follow the 5 Steps and keep the building clean.

### 8. Stay caffeinated.

Just don't leave your cups behind!

## Academic : Libraries & Skills Support

### UIC School of Architecture

3100 Main Office

Students may only access books during office hours, M–F 9am–4:30pm; books may not be taken out of the office.

### Richard J. Daley University Library

801 S. Morgan St.

312.996.2724

[www.library.uic.edu](http://www.library.uic.edu)

Use I-Share to access all Illinois libraries by setting up an account through the UIC Library and/or with your i-card

### Columbia College Library

624 S. Michigan Ave.

312.369.7900

[www.lib.colum.edu](http://www.lib.colum.edu)

UIC students can check out books using their i-card.

### The Art Institute of Chicago Ryerson and Burnham Libraries

111 S. Michigan Ave.

312.443.7279

[www.artic.edu/research](http://www.artic.edu/research)

### School of the Art Institute of Chicago

#### John M. Flaxman Library

37 S. Wabash Ave.

312.899.5097

[libraryguides.saic.edu](http://libraryguides.saic.edu)

### Academic Center for Excellence (ACE)

312.413.0031

[www.uic.edu/depts/ace](http://www.uic.edu/depts/ace)

ACE is a multifaceted program designed to help all UIC students accomplish their academic goals. ACE Academic Skills Program (ASP) courses assist students to improve their study strategies, critical reading and thinking, vocabulary, and ESL skills. ACE also offers academic coaching and long term academic planning, as well as workshops and series on the following topics: Time Management, Study Skills, Preparation for Grad School, Pre-Health/Professional Major Topics, Academic Difficulty Concerns.

### The Writing Center

312.413.2206

[www.uic.edu/depts/engl/writing](http://www.uic.edu/depts/engl/writing)

The Writing Center provides peer writing assistants to help students working in any course to improve as writers. It is open on the 3rd Thursday of the semester and closes on Friday during the 15th week. Students are strongly encouraged to make appointments 2 weeks in advance.

### UIC Honors College Tutoring

Burnham Hall, Room 220 BH

[www.uic.edu/honors/learning/tutoring](http://www.uic.edu/honors/learning/tutoring)

Qualified Honors College students are available to help students in almost every subject. The tutoring schedule, of both the classes and the times tutors are available, is posted on the website at the beginning of every semester. Students do not need an appointment to see a tutor; the service is free and available to every UIC student.

## Health & Wellness : Insurance

### CampusCare

As a full-time registered student, you are automatically enrolled in CampusCare student health insurance. Please see the website at [www.uic.edu/hsc/campuscare](http://www.uic.edu/hsc/campuscare). In particular, carefully read through the Certificate of Coverage document for details on how to obtain routine and emergency healthcare through your policy. The points listed below are only a few of the policies that you must be aware of as a CampusCare recipient.

Healthcare Network Policy: "All covered services must be provided or authorized by a CampusCare HealthCenter Physician and provided at the University of Illinois Medical Center and Clinics or a contracted CampusCare Network Provider, unless they meet the Emergency Care guidelines or as preauthorized by the CampusCare Medical Director or designee. All services provided outside a designated CampusCare Health Center require authorization prior to receiving services. Unauthorized services provided elsewhere, or by a non-CampusCare provider, are outside of CampusCare's financial responsibility and will be the enrolled member's full financial responsibility."

### Summer Coverage

Students enrolled in CampusCare for the Spring term who register for the following Summer term will be automatically enrolled and assessed the Student Health Insurance Fee. Students enrolled in CampusCare for a Spring term who do not register for the Summer term may purchase summer coverage by submitting the online Summer Continuation Enrollment Form and paying the Student Health Insurance Fee. Visit <http://www.summer.uic.edu/uic-students/health-insurance/> to do so.

### Waivers

In order to waive out of the CampusCare program, proof of other comparable health insurance coverage (through a legal guardian, employer, or spouse, for example) must be submitted by completing a waiver form during the enrollment change period at the beginning of each semester. All students with approved waivers do not need to submit a waiver form each semester. Waivers will remain in effect for the entire duration a student is registered for classes at the University. To re-enroll in CampusCare a Reinstatement Application Form must be submitted during the enrollment change period at the beginning of each semester.

## Health & Wellness : Facilities

### Campus Recreation/Student Rec Facility

737 S. Halsted St.  
312.413.5150

[www.uic.edu/depts/recreation/](http://www.uic.edu/depts/recreation/)

UIC Campus Recreation offers state-of-the-art facilities, fun and exciting programs, and provides educationally sound and healthy services focused on providing the university community a complete recreational experience including exercise equipment, jogging track, rock climbing wall, lap pool, lounge areas, and juice bar. Currently registered UIC students who have paid the appropriate student and general fees will have access to the Student Recreation Facility by presenting a valid i-card, which is the only piece of identification allowed for admittance. Summer usage fees are available for continuing students not registered for summer classes.

### Counseling Services

Student Services Building Suite 2010  
312.996.3490

[www.uic.edu/depts/counseling/](http://www.uic.edu/depts/counseling/)

The Counseling Center offers assessment and counseling (individuals, couples, and group) and psychiatric services for students' personal, career, academic, and other concerns. Consultation, crisis management, and referrals are also provided. Workshops are conducted on topics such as assertiveness, choosing a major, diversity issues, personal style differences in communication, stress management, and other topics by request.

### UIC Family Medicine Center

722 W. Maxwell St.

312.996.2901

[www.uic.edu/uic/studentlife/student-services/familymed](http://www.uic.edu/uic/studentlife/student-services/familymed)

The Family Medicine Center offers high quality, student centered care and services. Services are only available by appointment, which can be made by calling during office hours. You must bring your i-card and current class schedule to receive no cost student services, or your Campus Care or alternative health insurance card to receive care not covered by the student health fee.

### University Village Pharmacy

722 W. Maxwell St.

312.355.2345

[www.uicpharmacy.com](http://www.uicpharmacy.com)

### UIC Medical Center

1740 W. Taylor St.

[uillinoismedcenter.org/](http://uillinoismedcenter.org/)

### Wellness Center

Student Center East Room 238

312.413.2120

[www.wellctr.uic.edu](http://www.wellctr.uic.edu)

The Wellness Center provides accurate and relevant health and wellness information, educational programs, and knowledge and skill-building activities to the UIC community to encourage students, staff, and faculty to make healthy choices that integrate knowledge and understanding with their own personal values and a sense of community responsibility. It offers a range of services and workshops, including information on managing stress.

## Student Services

### Academic Computing & Communication Center (ACCC)

312.413.0003

[www.accc.uic.edu](http://www.accc.uic.edu)

ACCC provides and maintains your NetId and common password, network access (including wireless), public computer labs, printing, e-mail (via GoogleApps), free access to lynda.com tutorials, and software (via Webstore, in labs). The ACCCeSS Helpdesk, in Student Center East (SCE), provides connectivity, UPrint setup, and anti-virus services for students and laptops.

### Campus Programs

312.413.5070

[www.uic.edu/depts/chcc/programs/campus/files](http://www.uic.edu/depts/chcc/programs/campus/files)

### Commuter Student Resource Center (CRSC)

312.413.7440

[www.commuter.uic.edu](http://www.commuter.uic.edu)  
[commuter@uic.edu](mailto:commuter@uic.edu)

The CRSC provides facilities, programs, and services to students who live off campus. Facilities include spaces for studying, lounging, relaxing, storing your items in our semester or weekly lockers, charging your electronics, or using a public kitchen. CRSC also contains resources on transportation and off campus housing assistance.

### Student Employment Office

312.996.3130

[www.uic.edu/depts/st\\_empl](http://www.uic.edu/depts/st_empl)

The Student Employment Office offers assistance to students who are looking to find a part-time job either on or off campus.

### Disability Resource Center

312.413.2183

[www.uic.edu/depts/oa/disability\\_resources](http://www.uic.edu/depts/oa/disability_resources)

UIC is committed to the full participation of all students in its courses, programs and services. Services are available for students with any kind of documented disabilities, including learning disabilities, vision or hearing impairments, systematic/physical disabilities, and psychiatric disabilities. The DRC also offers assistance for students with temporary disabilities, such as a broken leg.

### Office of Career Services (OCS)

312.996.2969

[www.uic.edu/depts/ocs](http://www.uic.edu/depts/ocs)

The OCS offers workshops and networking events, seminars, advising, career coaching, and job search preparation, such as resume consultation and interview skill development.

### Office of International Services (OIS)

312.996.3121

[www.ois.uic.edu](http://www.ois.uic.edu)

[ois@uic.edu](mailto:ois@uic.edu)  
The Office of International Services (OIS) offers petition filing support, liaise with government officials, social and cultural programs, special letters for social security numbers, certification of attendance or enrollment, SEVIS 1-20/DS-2019 document issuance, employment eligibility verification, travel signatures, tax resources, and advising by appointment.

### Office of Student Financial Aid (OSFA)

312.996.3126

[www.uic.edu/depts/financialaid](http://www.uic.edu/depts/financialaid)

[money@uic.edu](mailto:money@uic.edu)

OSFA staff members are available to assist students with questions regarding their financial aid. OSFA offers online service, walk-ins, and appointments.

### Student Legal Services (SLS)

312.996.9214

[www.uic.edu/uic/studentlife/studentservices/legal](http://www.uic.edu/uic/studentlife/studentservices/legal)

Currently registered students have access to the SLS attorney to assist them with their legal questions. SLS provides assistance with: arrest, traffic tickets, driver's license suspension, automobile accident, a contract, a consumer problem, your landlord, a name change, your employer, domestic violence, and other problems.

### Student Media Lab (SML)

[www.uic.edu/depts/accc/sml](http://www.uic.edu/depts/accc/sml)

Students can receive in-depth counseling services for a range of multimedia software, as well as borrow a variety of equipment (including laptops pre-loaded with the Adobe Creative Suite).

### UIC Bookstore

312.413.5500

[www.uicbookstore.org](http://www.uicbookstore.org)

The UIC Bookstore is the official bookstore of UIC. It offers a range of merchandise, including a selection of modeling materials, study supplies and UIC memorabilia, as well as laptops that meet the School requirements and discounted software.

### UIC University Library

[library.uic.edu](http://library.uic.edu)

This is the primary portal for access to all of the resources the library system has to offer, both physical and virtual.

Daley Library Reserve Desk

312.996.5570

[library.uic.edu/home/services/study-rooms](http://library.uic.edu/home/services/study-rooms)

The Reserve Desk schedules group study rooms in the Daley Library for use by UIC faculty, students, and staff who need to work collaboratively.

### Websites

#### My.UIC.edu

Registration, account and holds info, and schedule of classes.

#### UIC Current Student Info

[www.uic.edu/uic/portals/current-students](http://www.uic.edu/uic/portals/current-students)

UIC News and events, academic resources, academic calendar, and shuttle bus.

#### Info about In-State Residency

[www.usp.uillinois.edu/residency](http://www.usp.uillinois.edu/residency)

Requirements, FAQs, and contact information for questions about becoming an Illinois resident.

#### UIC College of Architecture, Design and the Arts

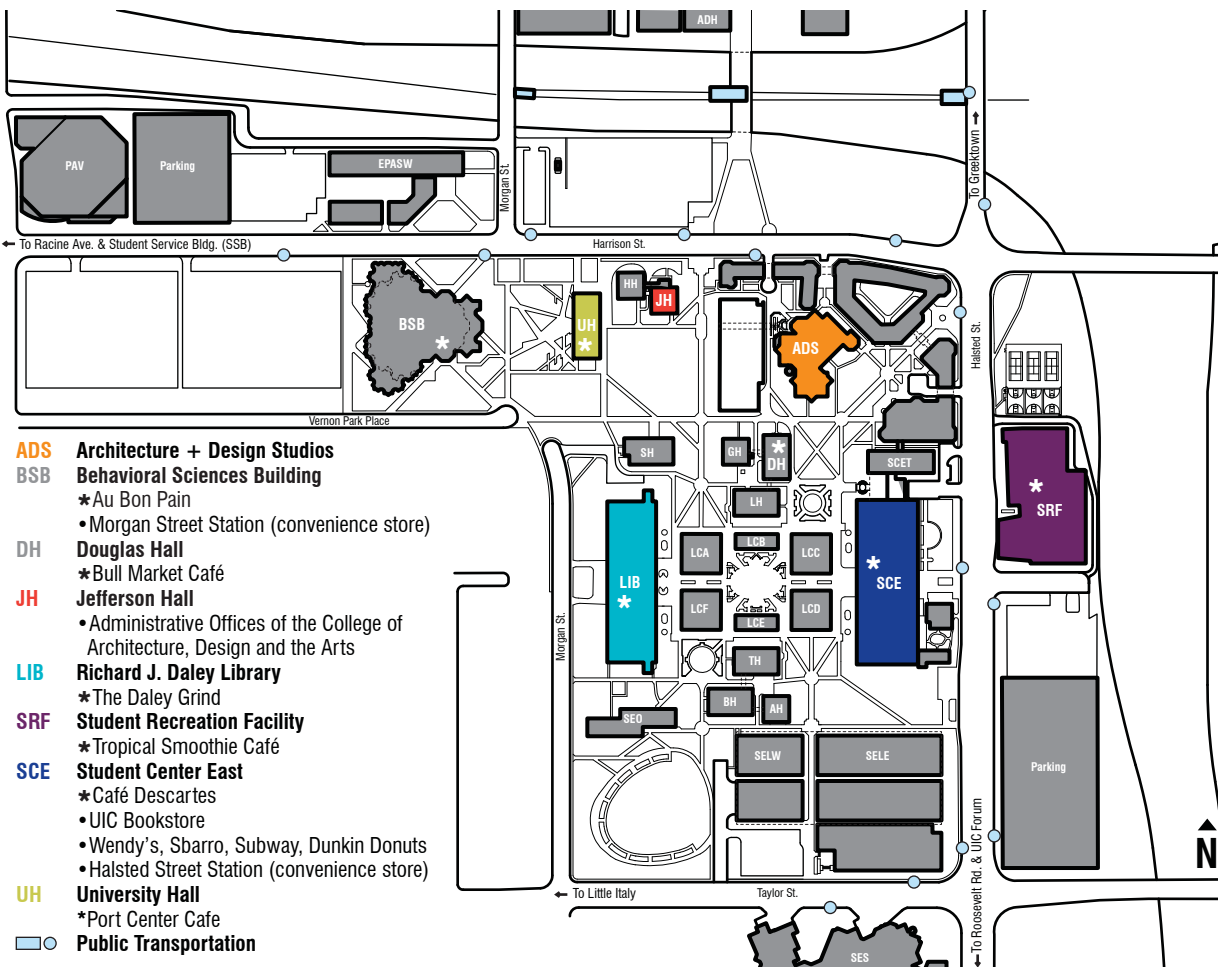
[www.aa.uic.edu](http://www.aa.uic.edu)


News and updates from all four Schools within the College, as well as information about exhibition and fabrication resources.



## UIC East Campus

AH	Addams Hall
BH	Burnham Hall
EPASW	Education, Performing Arts, & Social Work
FORUM	UIC Forum
GH	Grant Hall
HH	Henry Hall
LCA	Lecture Center A
LCB	Lecture Center B
LCC	Lecture Center C
LCD	Lecture Center D
LCE	Lecture Center E
LCF	Lecture Center F
LH	Lincoln Hall
PAV	UIC Pavilion
SCET	Student Center East Tower
SEO	Science & Engineering Offices
SES	Science & Engineering South
SELE	Science & Engineering Lab East
SELW	Science & Engineering Lab West
SH	Stevenson Hall
SSB	Student Services Building
TH	Taft Hall





## **The School and the City**

Chicago provides the ideal launching pad for urban and architectural speculation. For students of the School of Architecture at UIC, direct access to this city of experimentation is coupled with a lot of resources and opportunities. The School of Architecture encourages students to participate in the life of the city as an extension of the curriculum.

### **Chicago Transit Authority (CTA)**

[www.transitchicago.com](http://www.transitchicago.com)

The UIC campus is just minutes away from restaurants of every style, concerts and events at Millennium Park, shopping, and museums via The Chicago Transit Authority (CTA) system of trains and buses. The CTA makes transportation easy for students to get around the city. The closest CTA "L" station is UIC-Halsted Blue Line, which is one block from the School of Architecture, and can take you anywhere from downtown Chicago to O'Hare Airport. In addition, there are several bus routes with stops directly adjacent to the School, including the No. 8 Halsted and No. 7 Harrison buses.

CTA Transit Apps:

<http://www.transitchicago.com/tracker>

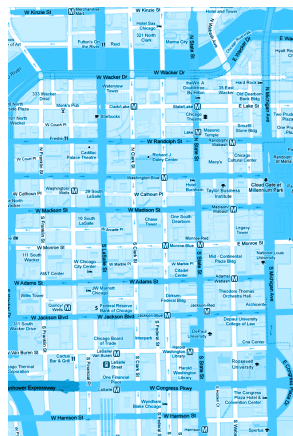
[www.transitchicago.com/apps](http://www.transitchicago.com/apps)

### **CTA U-PASS**

The CTA U-PASS is provided to eligible students with full-time status during enrolled terms. The U-PASS is activated five days prior to the first day of classes, and deactivated five days after the last day of finals. The U-PASS is valid for five years, and provides unlimited use of CTA trains and buses, but students must add full fare passes and transit value for use on PACE or for use off-term. Distribution is conducted in the Student Services Building and students must have a valid i-card to pick up their U-Pass.

The U-PASS program is not optional. All eligible students are assessed the \$140 CTA Transportation Fee for each of the Fall and Spring semesters. UIC also participates in the Summer U-PASS program. This fee for the summer is less than the academic year due to the condensed schedule. The Summer U-PASS is available for the entirety of both portions of the summer term.

## Hotspots / Neighborhood Profiles



### Loop/Downtown

Chicago's central business and theater districts are housed among the city's skyscrapers and office buildings.

#### Intersections:

LakeFront/Chicago River to Roosevelt /Clark

#### CTA Stations:

Brown, Green, Pink lines to Randolph/Wabash, Madison/Wabash, and Adams/Wabash; Red and Blue lines to Jackson, Monroe, and Washington

#### Commute Time to the School:

12 minutes via CTA Blue Line

**Local Attractions:** Art Institute, Millennium Park, Willis Tower, Chicago Theater, Chicago Cultural Center, Block 37 shopping district

### Lincoln Park

A popular neighborhood with a friendly street life, upscale retailers, and a wide selection of restaurants and bars.

#### Intersections:

Lakefront/Diversey to North/Sheffield

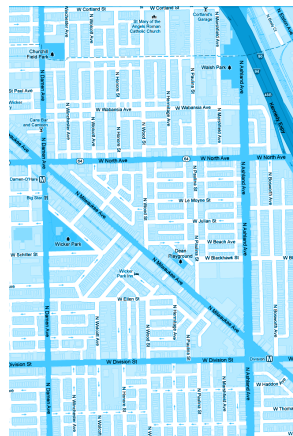
#### CTA Stations:

Red, Brown, or Purple Lines to Fullerton.

#### Commute Time to the School:

30 minutes via 8 Halsted bus or 35 minutes via CTA Purple and Blue Lines

**Local Attractions:** North Beach, Lincoln Park Zoo, Goose Island Brewery, Brew and View at the Vic, Second City, Green City Market (May–October)



### Wicker Park/Bucktown

The vanguard of music, nightlife, and fashion in Chicago.

#### Intersections:

Damen/North/Milwaukee to Division/Milwaukee

#### CTA Stations:

Blue Line to Division or Damen

#### Commute Time to the School:

25 minutes via CTA Blue Line

#### Local Attractions:

Chopin Theater, Flat Iron Arts Building, Piece Brewery and Pizzeria, Double Door, Myopic Books, Wicker Park Fest (late July)

### Logan Square

2.5 miles of tree-lined historical boulevards with numerous restaurants and bars.

#### Intersections:

Armitage/Pulaski to Diversey/Western

#### CTA Stations:

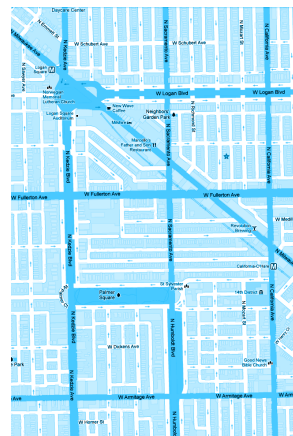
Blue Line to California or Logan Square

#### Commute Time to the School:

28 minutes via CTA Blue Line

#### Local Attractions:

Lula Café, Revolution Brewery, Margie's Candies, Logan Theater, Dunlays on the Square, Palmer Square park, Milwaukee Ave Arts Festival, Logan Square Farmers Market (Sundays June–October)



## Local Favorites

### Architecture/Culture

#### Adler Planetarium

1300 S. Lake Shore Dr. (SL)

#### The Art Institute of Chicago

111 S. Michigan Ave. (Loop)

#### Chicago Architectural Foundation

224 S. Michigan Ave. (Loop)

#### Chicago Architectural Club

[www.chicagoarchitecturalclub.org](http://www.chicagoarchitecturalclub.org)

#### Chicago Cultural Center

78 E. Washington St. (Loop)

#### Field Museum

1400 S. Lake Shore Dr. (SL)

#### Graham Foundation

4 W. Burton Pl. (NN)

#### Hyde Park Arts Center

5020 S. Cornell Ave. (HP)

#### Museum of Contemporary Art

220 E. Chicago Ave. (NN)

#### Museum of Contemporary Photography

600 S. Michigan Ave. (SL)

#### Museum of Science & Industry

57th St. and Lake Shore Dr. (HP)

### Shopping

#### Farmer's Markets (seasonal) Green City

1750 N. Clark St. (LP)

Outdoor in Lincoln Park May–October

Indoor in Nature Museum November–April

Wed. & Sat. 7am–1pm

#### Daley Plaza

50 W. Washington St. (Loop)

Thursdays 7am–3pm

#### Logan Square

3107 W. Logan Blvd. (LS)

Corner of Milwaukee Ave. and Logan Blvd.

Sundays 10am–3pm

#### Shopping Districts Block 37

108 N. State St. (Loop)

State, Randolph, Dearborn, & Washington Sts.

An entire city block that contains retail, dining, and entertainment; it also provides direct entry to the CTA Blue and Red lines.

#### Magnificent Mile

N. Michigan Ave., Chicago River to Oak St. (NN)

The Mag Mile has department stores, big name apparel retailers, boutiques, specialty shops, and indoor shopping malls all within one mile.

#### Roosevelt Road

Between Michigan Ave. and Canal St. (SL)

Target, Jewel, Trader Joes, Dominicks, Home Depot, and Walgreens within a few blocks, connected to CTA Green, Orange, and Red lines.

### Entertainment

#### The Aragon

1106 W. Lawrence Ave. (UP)

Live entertainment venue

#### Brew & View at the Vic

3145 N. Sheffield Ave. (LP)

\$5 double feature over a beer

#### Chicago Theater

175 N. State St. (Loop)

Concerts, comedy and other special events

#### Goose Island Brewpub

1800 N. Clybourn Ave. (LP)

Brewery tour & restaurant

#### Green Mill Cocktail Lounge

4802 N. Broadway Ave. (UP)

Legendary jazz bar

#### Logan Theater

2646 N. Milwaukee Ave. (LS)

Affordable movies & Lounge with performances

#### Metro

730 N. Clark St. (LP)

Live music

#### Millennium Park

1616 N. Wells St. (Loop)

Free music in the summer and ice skating in the winter

#### Ravinia

231 Ravinia Park Rd. (Highland Park, IL)

Outdoor summer concert series

#### Second City

1616 N. Wells St. (LP)

Comedy club/theatre & improve school

#### ShowPlace ICON Theater at Roosevelt Collection

150 W. Roosevelt Rd. (SL)

Movie Theatre with \$6 Extras club

Find more fun at:

[yelp.com/chicago](http://yelp.com/chicago)

[chicago.metromix.com](http://chicago.metromix.com)

**GT** — Greentown  
**HP** — Hyde Park  
**LP** — Lincoln Park  
**LS** — Logan Square  
**Loop**  
**NN** — Near North Side  
**SL** — South Loop  
**UIC**  
**UV** — University Village  
**UP** — Uptown  
**WL** — West Loop  
**WP** — Wicker Park

## Local Favorites

### Restaurants & Bars

#### Al's No. 1 Italian Beef

1079 W. Taylor St. (UV)  
Beef and more at this sandwich shop

#### Artopolis Bakery Cafe & Agora

306 S. Halsted St. (GT)  
Offers tastes from Greece and around the Mediterranean region

#### Beachwood Inn

1415 N. Wood St. (WP)  
Neighborhood pub with inexpensive drinks

#### Beviamo

1358 W. Taylor St. (UV)  
Winebar

#### Dunlays on the Square

3137 W. Logan Blvd. (LS)  
Budget-friendly comfort food

#### Fontano's Subs

1058 W. Polk St. (UV)  
Hearty sandwich spot

#### Gino's East

633 N. Wells St. (NN)  
162 E. Superior St. (NN)  
2801 N. Lincoln Ave. (LP)  
Chicago-style deep dish pizza

#### Giordanos

730 N Rush St. (NN)  
815 W Van Buren St. (GT)  
Chicago-style deep dish pizza

#### Greektown Gyros

239 S. Halsted St. (GT)  
24/7 burgers and gyros

#### Haymarket Pub & Brewery

737 W. Randolph St. (WL)  
Brewpub and eatery

#### Hollywood Grill

1601 W. North Ave. (WP)  
24/7 diner with classic breakfast, lunch, and dinner choices

#### Jak's Tap

901 W. Jackson Blvd. (WL)  
Spacious bar and grill

#### Joy Yee Noodle

1335 S. Halsted St. (UV)  
Pan-Asian cuisine & bubble teas

#### Lula Cafe

2537 N. Kedzie Blvd. (LS)  
A multi-ethnic menu with organic fare

#### Margie's Candies

1960 N. Western Ave (LS)  
Infamous for its ice cream sundaes, candies, and other delicious treats

#### Morgan Bar & Grill

1325 S. Halsted St. (UV)  
Restaurant and bar featuring daily specials

#### Mr. Greek

234 S. Halsted St. (GT)  
24/7 burgers and gyros

#### Piece Brewery & Pizzeria

1927 W. North Ave. (WP)  
New Haven-style thin crust pizza with award-winning microbrews

#### Pot Pan

1362 N. Milwaukee Ave. (WP)  
Contemporary Thai BYOB

#### Port Center

1st Floor, University Hall (UIC)  
Coffee and snacks

#### Primo's Chicago Pizza

816 W. Van Buren St. (GT)  
Fast, inexpensive pizza and Italian

#### Revolution Brewing

2323 N. Milwaukee Ave. (LS)  
Brewpub with house-made ales and shareable small plates

#### Starbucks

1430 W. Taylor St. (UIC)  
100 S. Halsted St. (GT)

#### Student Center East

750 S. Halsted St. (UIC)  
East Café—student cafeteria  
Dunkin Donuts, Wendys, Subway, Sbarro, and Baskin Robbins  
Halsted St. Station convenience store

#### Sultan's Market

2057 W. North Ave. (WP)  
Cash-only BYOB specializing in Middle Eastern food

#### Sweet Maple Café

1062 W. Taylor St. (UV)  
Long line for great brunch

#### Taco Burrito King

811 W. Jackson Blvd. (GT)  
24/7 Mexican food

#### Tatsu

1062 W. Taylor St. (UV)  
Sushi

#### Thai Bowl

1049 W. Taylor St. (UV)  
Thai food with outdoor patio

#### Wishbone

1001 W. Washington Blvd. (WL)  
Soul food

#### YumYum Chinese Food

809 W. Jackson Blvd. (GT)  
24/7 Chinese food

GT — Greektown  
HP — Hyde Park  
LP — Lincoln Park  
LS — Logan Square  
**Loop**  
NN — Near North Side  
SL — South Loop  
UIC  
UV — University Village  
UP — Uptown  
WL — West Loop  
WP — Wicker Park

## Architectural Resources

### AeroMarine Products, Inc.

aeromarineproducts.com  
P M epoxies/resins

### American Acrylics - Skokie

8124 Central Park Ave.  
847.674.7800  
www.americanacrylics.com  
P

### American Color Labs

611 W. Adams St.  
312.207.1117  
PB

### Am. Science & Surplus

5316 N. Milwaukee Ave.  
773.763.0313  
M

### AlphaGraphics

1017 W. Washington Blvd.  
312.226.3900  
PB

### Berwyn's Toys & Trains

7025 Ogden Ave.  
708.484.4384  
www.berwynstoystrains.com  
M

### Blick/Utrecht

42 S. State St.  
312.920.0300  
1574 N. Kingsbury St.  
312.573.0110  
P M

### Blick - Evanston

1755 Maple Ave.  
312.920.0300  
P M S

### Central Camera

232 S. Wabash Ave.  
312.427.5580

### Clark and Barlow

353 W Grand Ave  
312.726.3010  
H W M

### Columbian Model and Exhibit

1528 W. Adams St.  
312.243.2655  
3D LZ

### DIR [Digital Imaging Resources]

650 W. Lake St.  
312.243.1250  
PB

### Eager Polymers

3350 W. 48th Pl.  
773.927.3484  
P

### E&T Plastics

e-tplastics.com  
P

### Freeman MFG. & Supply Co.

www.freemansupply.com  
P M high-density foam

### Genesis Art Supply

2417 N. Western Ave.  
773.489.3675  
M

### Gordon's Ace Hardware

725 S. State St.  
312.461.0900  
W M

### Home Depot

1232 W. North Ave.  
773.486.9200  
1300 S. Clinton St.  
312.850.4836  
H W M

### Lee Lumber

3250 N. Kedzie Blvd.  
773.927.8282  
W

### McMasterCarr

mcmaster.com  
P H W M

### Menards

2601 N. Clybourn St.  
773.880.5954  
4501 W. North Ave.  
773.278.7534  
W

### Michaels

180 S. Mannheim Rd.  
708.574.1528  
M S

### Midwest Model Supply Co.

12040 S. Aero Dr., Plainfield  
815.254.2151  
M

### Model Options

344 N. Ogden Ave.  
312.376.1600  
LZ

### OWL Hardwood

multiple locations  
www.owlhardwood.com  
W

### Paradigm Devo. Group

847.545.9600  
www.pardev.com  
3D

### Petersen Bros. Plastics

2929 N. Pulaski Rd.  
773.286.5666  
info@petersenplastics.com  
\*call before emailing file\*  
LZ P M

### PSI [Presentation Studios Int'l]

1435 W. Fulton St.  
312.733.8160  
davidwegter@psichicago.com  
\*call before emailing file\*  
LZ

### ROCO Steel & Tube LTD.

630.653.6202  
www.rocosteeltube.com

### Rubenstein Lumber

169 N. Morgan Ave.  
312.666.4800  
5357 W Grand Ave.  
773.237.1700  
W

### Schauer's Hardware

7449 W. Madison St.  
708.366.1100  
H W M S

### Staples

111 N. Wabash Ave.  
312.641.1213  
PB M

### Turek & Sons True Value

1333 S. Jefferson St.  
312.850.1333  
H M

### Tom Thumb Hobby & Crafts

1026 Davis St., Evanston  
847.869.9575  
M

### Torstenson Glass Company

3233 N. Sheffield Ave.  
773.525.0435

### U-Line

2105 S Lakeside Dr  
847.473.3000  
P M

### UIC Bookstore

1st Floor, Student Center East  
312.413.5500  
M

### UIC Copy Center

2nd Floor, Student Center East  
312.996.6868  
PB

### Wood World

2460 W. George St.  
773.267.3800  
W

### Wrisco Industries

6075 W. 115 St.  
800.627.8036  
aluminum products

### Services

3D — 3D Printing  
LZ — Laser Cutting  
PB — Printing/Binding

### Supply

P — Acrylics/Plastics  
H — Hardware  
W — Lumber & Wood  
M — Model Materials  
S — Spray Paint





## Curriculum Worksheet : Bachelor of Science in Architecture

To earn a Bachelor of Science in Architecture degree from UIC, students need to complete University, college, and school degree requirements. The curriculum worksheets on the following pages contain the courseload and sequence suggested by the School of Architecture to complete the required core courses, general education/distribution requirements, and additional electives. Please refer to the UIC Undergraduate Catalog for more information regarding College of Architecture, Design, and the Arts degree requirements, academic policies, and course options.

Students are responsible for ensuring they fulfill all of the requirements to earn their degrees. However, if any questions arise, students are encouraged to schedule an appointment with the **School of Architecture's Undergraduate Academic Advisor, Maria Tolbert**, at [dbljay@uic.edu](mailto:dbljay@uic.edu) or 312.996.3351.

## Curriculum Worksheet : Bachelor of Science in Architecture

### First Year FALL

		Credit Hours	Term Taken	Grade
<b>Arch 105</b>	Architecture Design Studio I	5		
<b>Engl 160</b>	Academic Writing I	3		
<b>Exploring World Cultures</b>	<i>Choose any course in this category</i>	3		
<b>LAS Elective</b>	<i>Choose any Liberal Arts &amp; Sciences course</i>	3		
<b>CC 120 <sup>a</sup></b>	UIC First Year Dialogue Seminar	1		

<sup>a</sup> This course is required of new freshmen only

**Total 14-15**

### First Year SPRING

		Credit Hours	Term Taken	Grade
<b>Arch 106</b>	Architecture Design Studio II	5		
<b>Engl 161</b>	Academic Writing II	3		
<b>Understanding the Past</b>	<i>Choose any course in this category</i>	3		
<b>Understanding US Society</b>	<i>Choose any course in this category</i>	3		

**Total 14**

### Second Year FALL

		Credit Hours	Term Taken	Grade
<b>Arch 205</b>	Architecture Design Studio III	5		
<b>Arch 251</b>	Architectural Analysis	3		
<b>Understanding the Creative Arts: AH 110</b>	Art History I	4		
<b>Understanding the Individual and Society</b>	<i>Choose any course in this category</i>	3		

**Total 15**

### Second Year SPRING

		Credit Hours	Term Taken	Grade
<b>Arch 206</b>	Architecture Design Studio IV	5		
<b>Arch 252</b>	Modern Architecture	3		
<b>Phys 105*</b>	Introductory Physics I - Lecture	4		
<b>Phys 106*</b>	Introductory Physics I - Lab	1		
<b>Understanding the Creative Arts: AH 111</b>	Art History II	4		

\* This course is approved for the Analyzing the Natural World General Education category

**Total 16**

## Curriculum Worksheet : Bachelor of Science in Architecture (continued)

Third Year FALL		Credit Hours	Term Taken	Grade
<b>Arch 365</b>	Architecture Design Studio V	6		
<b>Arch 359</b>	Architectural Technology I	4		
<b>Arch 371</b>	Architectural Theory I	3		
<b>Math 180*</b>	Calculus I	5		

\* This course is approved for the Analyzing the Natural World General Education category

**Total 18**

### IMPORTANT!

Three semesters before you plan to graduate, you must schedule a final credit check for graduation with Student Affairs (208 Jefferson Hall, 312.996.3351)

Third Year SPRING		Credit Hours	Term Taken	Grade
<b>Arch 366</b>	Architecture Design Studio VI	6		
<b>Arch 360</b>	Architectural Technology II	4		
<b>Arch 372</b>	Architectural Theory II	3		
<b>College Elective</b>	<i>Choose any course offered by the College of Architecture, Design, and the Arts</i>	3		
<b>Total</b>		<b>15</b>		

Fourth Year FALL		Credit Hours	Term Taken	Grade
<b>Arch 465</b>	Advanced Topic Studio I	6		
<b>Arch 414</b>	Contemporary Practices	3		
<b>Arch 470</b>	Structures I <sup>+</sup>	3		
<b>LAS Elective</b>	<i>Choose any Liberal Arts &amp; Sciences course</i>	3		

<sup>+</sup> Prerequisites for the Structures sequence are: Calculus I (with Analytical Geometry) and Physics I

**Total 15**

Fourth Year SPRING		Credit Hours	Term Taken	Grade
<b>Arch 466</b>	Advanced Top Studio II	6		
<b>Arch 471</b>	Structures II	3		
<b>College Elective</b>	<i>Choose any course offered by the College of Architecture, Design, and the Arts</i>	3		
<b>Elective</b>	<i>Choose any course offered by UIC</i>	3		

**Total 15**

**Total Credit Hours Required for BSArch Degree 125**

### Transfer Credit Guidelines

1. No more than 60 credit hours from community college can be applied towards your UIC BSArch degree
2. You must satisfy UIC residence requirements. This means you must complete either your first 90 continuous credit hours OR your last 30 continuous credit hours here at UIC

## Index

3D Printing	38–39	Emergency	7	Project Lab	40
A + A Building Maps	30–35	Employment	46	Red Car Service	6
Academic Advising	13, 61	Entertainment	55	Registration	13
Academic Center of Excellence (ACE)	43	Extracurricular Activities	9, 45	Residency (In-State)	47
Academic Computing and Communication Center (ACCC)	46	FAFSA	24	Restaurants	56–57
Add/Drop deadline	4, 13	Financial Aid	24–25	Safety	6
After Hours Access	29	First Aid	7	Scholarships	24–25
Architectural Resources	58–59	Grading	14–15	Shopping	54
Assistantships and Scholarships	24	Graduate College Graduation	13, 43	Software tutorials	46
Attendance	16	Health Insurance (CampusCare)	19	Special Scholarships Programs, Office of	43
Bike Safety	6	I-Card	44	Standard of Conduct	17
Billing	23	International Services, Office of (OIS)	29	Student Employment Office	46
Bookstore, UIC	47, 59	Internet Connection	46	Student Financial Aid, Office of	47
Calendar, Academic	4	Laser Cutting	29	Student Groups	8–9
Campus Care	44	Leadership Training	38	Student Legal Services	47
Campus Map	48–49	Legal Services	9	Student Media Lab	47
Campus Recreation	45	Libraries	47	Student Money Management	
Career Fair	4–5	Lynda.com (see ACCC)	43, 47	Center	26
Career Services, Office of	26, 46	Medical Center, UIC	46	Studio	3
Chicago	51–59	Neighborhoods	45	Study Abroad Opportunities	19
CNC Mill	40	Ownership of Work	52–53	Summer Insurance Coverage	44
Commuter Student Resource Center	46	Payment Plan	18	Tuition and Fees	23
Counseling Services	45	Payment, Tuition	23	U-PASS	51
Course Evaluations	18	Pharmacy, University Village	45	Volunteering	5
CTA	51	Plotting	36–37	Waiving a Class	13
Culture	54	Portfolio Day	5	Wellness Center	45
Disability Resource Center	18, 46	Portfolio		Wireless	29
Dragon Dollar\$	27, 36	Requirement	19	Writing Center	43
Email	18	Print Lab	36	Year End Show	5
		Printing	36–37		

# Architecture at Chicago

Architecture + Design Studios  
845 West Harrison Street  
Room 3100 ADS MC030  
Chicago, IL 60607

[www.arch.uic.edu](http://www.arch.uic.edu)  
312.996.3335

Facebook [UICSchoolofArchitecture](#)  
Twitter [@UIC\\_SoA](#)